
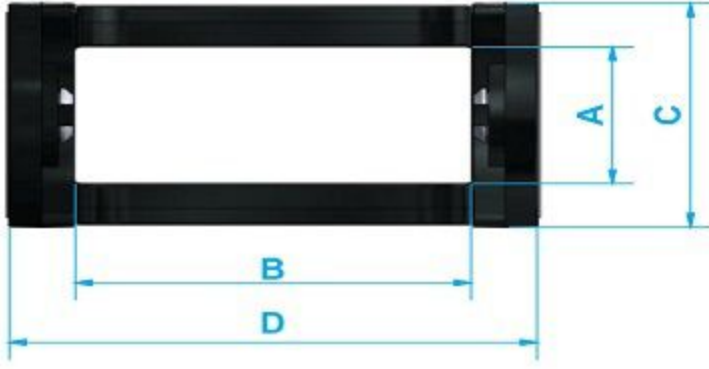


S40 A SERİSİ



Malzeme Özellikleri

PA 6 %30 Cam Elyafı Prime
Çalışma Ortam Sıcaklığı
(-30 °C +130 °C)


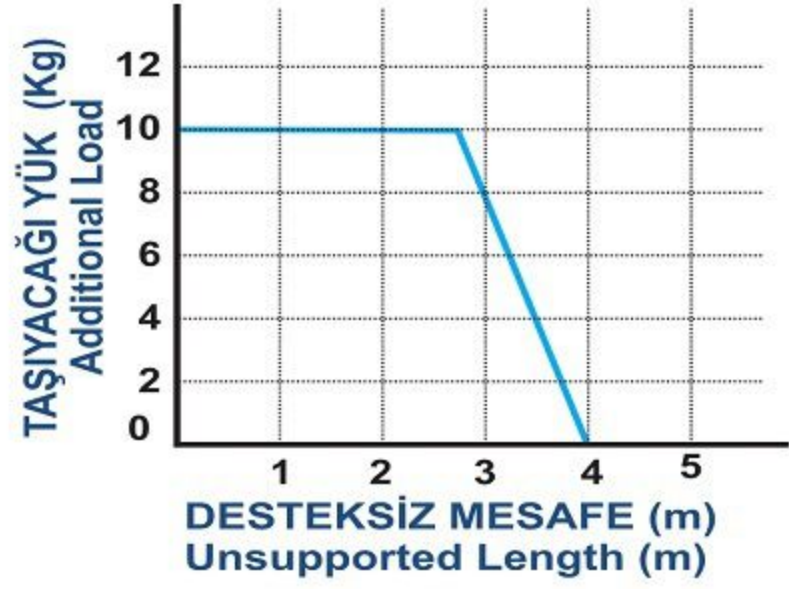
Material Properties

PA 6 %30 Fiber Glass Prime
Operating Temperature
(-30 °C +130 °C)

Ürün Kodu Product Code	A İç Yükseklik Inner Height	B İç Genişlik Inner Weight	C Dış Yükseklik Outer Height	D Dış Genişlik Outer Weight	R Kıvrılma Yarıçapı Bending Radius	W Ağırlık kg/m Weight Kg/mt
S 40 A 080 R...	40	80	62	108	75-100-150-200	2,39
S 40 A 100 R...	40	100	62	128	75-100-150-200	2,53
S 40 A 125 R...	40	125	62	153	75-100-150-200	2,70
S 40 A 150 R...	40	150	62	178	75-100-150-200	2,87
S 40 A 175 R...	40	175	62	203	75-100-150-200	3,01
S 40 A 200 R...	40	200	62	228	75-100-150-200	3,12

ÖRNEK KODLAMA / SAMPLE CODING

S40	A	125	R150
İç Yükseklik Inner Height	Açık Seri Open Desing	İç Genişlik Inner Weight	Kıvrılma Yarıçapı Bending Radius



Montaj Yüksekliği
Mounting Height
 $X = R \times 2 + C$

Radüs Mesafesi
Distance Radius
 $Y = R \times \pi$

$$L = HM/2 + Y$$

R (mm)	H (mm)	X (mm)	Y (mm)
75	71,50	210	233,50
100	71,50	260	314,00
150	71,50	360	471,00
200	71,50	460	628,00

- L** Kullanılacak Miktar / Calculation of the chain lenght
- HM** Hareket Mesafesi / Movement Distance
- Y** Radüs Mesafesi / Radius Distance
- X** Montaj Yüksekliği / Mounting Height
- H** Hatve / Pitch

AYAK BAĞLANTI ÖLÇÜLERİ END BRACKETED DIMENSIONS



SERİ	K	M	L	N
S40 A 080	56	62	20	9
S40 A 100	76	82	20	9
S40 A 125	101	107	20	9
S40 A 150	126	132	20	9
S40 A 175	151	157	20	9
S40 A 200	176	182	20	9